



2019

TENNIS NORTHERN REGION

Annual Report and Financial Statements
for the 12 months ended 30th June 2019



CONTENTS

Key Staff and Personnel.....	3
Our Mission and Our Vision.....	4
Strategic Pillars.....	5
Sponsors and Supporters.....	6
Chairperson Report.....	7
General Manager report	8
PFG Report.....	11
Club Membership	12
Pascoes NZ Champs and 18U Nationals.....	14
Teams Event and National Results	15
Tennis Northland Chairperson report.....	16
Tennis Seniors Chairperson report.....	18
North Shore Ladies Day Tennis Presidents Report	20
Interclub	22
Annual Awards Night & Wilson Chelsea Cup.....	25
Tennis Manager Report.....	26
ATP Partners	27
Financial Accounts and Auditors Report.....	28

KEY STAFF AND PERSONNEL

Contact us:

Tel: (09) 414 5530

Email: info@tennisnorthern.co.nz

Post: PO Box 300 141 Albany

Address: Albany Tennis Park, Oteha Valley Road Ext,
Albany, Auckland

www.tennisnorthern.kiwi

Life Members: R.Mahon, N.Hollis (d), R.Morrison
(MNZM), L.Nunnerley (d), P.O'Rourke, G.Simpson
(d), M.Slater, D.Morrison (MNZM), L.Medland,
R.Bauer, K.Woolcott, R.Parkinson

Board of Management: R.Kiddle (Chair), T.Jackson
(Deputy Chair), T.Susnjak, J. Clark-Howard, C.Peters,
M.Blum, G.Cox, C.Paltridge

Patron: Honourable Maggie Barry – ONZM

Honorary Solicitor: K.McDonald

Key Staff - Coaching:

Academy Director: Jeff Simpson

Academy Coach: Matt Alexander / Briar Preston

Mini Academy: Alvaro Fuente / Nick Jacques

Resident Coach: Vicky Wild

Resident Coach: Zhanna Gonzur

Resident Coach: Jarrod Feast

Resident Coach: Hernan Garcia

Resident Coach: Lucie Jelinska

Resident Coach: Eden Sela

Key Staff :

General Manager: Chris Casey

Finance & Office Manager: Helen Dixey

Interclub & Competitions: Sarah Smith

Community and Participation Coordinator /

Tennis Manager: Nick Jacques

Program and Operations Manager: Nikki Howlett (until
Nov 2018)


Client Services and Support: Jill Drury / Amber-lee Friis

Intern: Niklas Pielage / Jean Beuge

Special Thanks

To all those who serve on the Tennis Charitable Trust and
the following Tennis Northern Region sub-committees:
Audit & Risk, Human Resource, Interclub, Game
Development, Judiciary, Honorary Awards, and Facilities.

To all the volunteers making a difference to the game of
tennis in our region every day.



OUR MISSION

To **Lead** and **Strengthen** Tennis for the Northern Region Communities

OUR VISION

More People Playing

More Tennis

More Often



STRATEGIC PRIORITIES

PARTICIPATION GROWTH

Promote the development and growth of the game through attracting and retaining more players and those who support them

FACILITIES AND INFRASTRUCTURE

Ensure the region has fit for purpose and financially sustainable facilities to support the organisation's Mission and Vision

DEVELOP CAPABILITY

Enable all those involved in tennis (players, coaches, officials and volunteers, including umpires and tournament officials, as well as employed staff and Board members) to develop their capabilities and aspirations

STAKEHOLDER ENGAGEMENT

Build effective relationships with all stakeholders

ORGANISATIONAL EXCELLENCE

Gain and retain recognition as a model of good regional sports organisation practice and serve as a resource for member clubs

FINANCIAL SUSTAINABILITY

After considering alternative operational models, establish a sustainable business model, underpinned by stable revenue streams

SPONSORS AND SUPPORTERS



ALBANY TOYOTA



CHAIR PERSON REPORT

ROBYN KIDDLE

This past year has been stellar in many ways for Tennis Northern. As you will see from the financial reports we are in a healthier position than we have enjoyed in the past. This is important in building the sustainability of the region without undue pressure on stakeholders.

The organisation's cash position has improved over the previous year by 155% and at the end of this financial year we have reported a small deficit of \$7,592 (after depreciation). We finalised one of our loans with ASB and came to an agreement with Tennis New Zealand regarding the loan arrangements between the two organisations that will see all payments going forward reduce the principal with no additional interest payments.

Like many tennis organisations in New Zealand that run large scale facilities we are always challenged to ensure the ongoing viability of these facilities. This past year has seen an emphasis on generating more income from Albany Tennis Park and holding expenses whilst not disadvantaging any user groups.

We continue the work with Auckland Council to investigate the future possibilities for Albany Tennis Park with Stage One of the project now completed. This involved assessing the landscape that the facility operates in and highlighting possible opportunities for future uses. We are now completing the second phase which involves greater analysis of the sporting needs in the region and how Albany Tennis Park might play a part in filling those needs. This work continues in parallel to our own endeavours to build alternative uses for the facility.

Our partnership with Tennis Auckland continues albeit that the Joint Initiatives Agreement has not been renewed as David Frank has now been employed in a Facilities Development role at Tennis Auckland. Operationally, we continue to work with Tennis Auckland in the area of participation and community through the CCPP (now PFG) group.

The Northern Corridor Project saw the development of the BMX track adjacent to our land completed with little or no impact, to date, on our activities.

We welcomed the new General Manager to Tennis

Northern in July 2018. Chris Casey has done an outstanding job in attracting a more diversified business base for Albany Tennis Park as well as engaging with member clubs to participate in national tennis initiatives and Tennis Northern run events. Nikki Howlett left the organisation through this year to work closer to her home in Morrinsville. This opened up the opportunity to review the team structure that has resulted in a tight, enthusiastic team. I would like to thank Chris, and his team, for the outstanding achievements of the past twelve months and the renewed energy that is obvious when you are at both ATP and Forrest Hill.

At the last AGM Tony Weber stood down from the Board to spend more time enjoying his semi-retirement. Well done on that decision, I say. Tony has been a dedicated Board member and Chair over the past five years and the Board thanks him for his stewardship through a period where the organisation was facing some important decisions and challenges. Three new Board members joined during the year. Munisha Blum has a HR background and brings important people skills to the Board. Chris Paltridge is a regular player at Albany Tennis Centre and has had a varied career in the medical and real estate industries. Glenn Cox is the Chief Executive at Badminton North Harbour. His insights into the sporting world in our region are proving invaluable to both the Board and management. Teo Susnak, our board member dedicated to Game Development retires from the Board at this AGM. Teo's analysis, opinion and recommendations on how we might develop our participation programmes for stakeholders has been first-class and we will miss his depth of knowledge in this area. We will also miss his inclusive and inquiring style of engagement in board discussions. The Board is grateful for his commitment over the past six years.

Finally, thank you to the myriad of volunteers who work across the organisation. Without you we would not be able to deliver the programmes and tournaments that we do. You all help us deliver on our vision to have more people playing more tennis more often.

GENERAL MANAGER REPORT

CHRIS CASEY

Wow what a ride the past 12 months has been. There have been a lot of learnings across a gambit of activity. From managing both the Albany Tennis Park and the Forrest Hill Centre where we have performed a lot of maintenance.

A fire at Forrest Hill provided some insurance money to start repairs and with two very generous contributions from the North Shore Ladies Tennis and Tennis Seniors we were able to refurbish the kitchen and have the interior repainted. As well we have removed the large tree that seemed to be forever shedding leaves on the courts and also had the trees trimmed at the back of the courts. Going forward we are about to proceed with stage one of transitioning to LEDs. ATP has been a challenge in keeping the indoor courts dry but we have found a very good plumbing service and at present all 6 indoor courts are leak free. The grounds are being mown regularly and while coming up to 20 years old the centre still delivers on the vision of Ross and Dawn Morrison in providing an indoor tennis facility.

A number of other changes have culminated in very positive results for Tennis Northern both around the clubs and financially. Overall we have an 8% increase in club membership and “more people playing more tennis more often”. We have more interclub teams competing in both summer and winter, more juniors playing.

Contributing to this was the introduction of the fixed fee levy which after a three year trial and review we will continue with.

Tennis Northern has again chosen Wilson as the ball sponsor for the next three years and will look to maintain the strong business relationship we have with them.

Following is a summary of where we are at against the strategic plan.

1. PARTICIPATION AND GROWTH

A great big tick here as we have had an 8% growth of registered players from clubs within our Region. There are 211 more adults and 142 more juniors than last year! This is a fabulous result and it's now two years in a row that we have improved membership. As well as club membership we have seen a steady increase in casual participation highlighted by an

18% of users at the Albany Tennis Park, whereas some of these people are club members we are witnessing more and more players quite happy to play regularly but do not wish to join a club for a variety of reasons. There is an opportunity for clubs to capture some of these players but it involves reviewing current membership models that moves away from the traditional 12 month period and creating a variety of options. Many clubs already offer 3 month, 6 month, senior, junior, midweek and social memberships just to name a few.

With 23 of our 24 clubs signed up for the “Love Tennis” campaign we can look forward to even more growth. Some clubs are getting to maximum capacity which will provide different challenges moving forward.

2. DEVELOP CAPABILITY

Whereas developing capability is a worthy aspiration I prefer the Vince Lombardi quote “Perfection is not attainable but if we chase perfection we can catch excellence”

At the very first staff meeting with the Tennis Northern team I challenged them with this and asked that they ensure I did the same. We now have a culture and environment where we can challenge any aspect of our operation and understand that it's always to become better and to continually improve. Helen Dixey our Finance Manager has done an excellent job in producing a budget that is clear, detailed and accurate scrutinizing costs and income to ensure we work more towards being financially sustainable and not so reliant on grants. She plays a major role in preparing grants and keeping a close eye on when and where we should be applying for them. Sarah Smith has stepped up from helping the previous Op's Manager with interclub and tournaments to now running both. Tournaments see her putting in 12 hour plus days and our delivery has improved dramatically. We still believe we can do better and will continue to look for ways to improve all aspects. Nick Jacques has driven fresh thinking and challenges to our coaches who are benefiting hugely from his experience. We have one of the best coaching teams in the country as evidenced by the fact that Matt Alexander who was under the tutelage of our Academy Director Jeff Simpson has been employed by Tennis NZ. We have a well-balanced team of coaches led by Vicky Wild with Zhanna Gonzur, Chloe Shin and Briar Preston rounding out the females. Alvaro Fuente, Jarrod Feast, Kevin Ma and Johnathon Speed make up the

GENERAL MANAGER REPORT CONTINUED..

male contingent. Briar is working closely with Jeff and has already been noticed by TNZ and taken two groups of New Zealand's top juniors away on tours to Australia and Fiji.

Presidents Breakfasts have continued but are now called Clubs Breakfasts to encourage clubs to send other representatives along where topics fall under their responsibility. Turnout for these has been very good and we have covered a wide number of subjects.

3. FACILITIES AND INFRASTRUCTURE

The Albany Tennis Park is an ongoing challenge as a facility from the deterioration of the outdoor hard courts to the ongoing leaks on the indoor ones. We have found a company who appears to have addressed the existing leaks (fingers firmly crossed) which will hopefully allow us time to plan a long term solution. The outdoor courts need a full resurface and we will endeavour to get these done when we can access funding. The bathrooms at ATP are due to undergo refurbishment to bring them up to standard.

The Forrest Hill Centre is now being manned as Tennis Monsters are delivering the Hotshots, Tennis Xpress, and Cardio Tennis programmes as well as running a number of tournaments. This ensures the Tennis NZ programmes are being delivered to a wider audience and the facility is being looked after and maintained. It also sees young players getting trained and ready to join clubs and compete.

4. FINANCIAL SUSTAINABILITY

Tennis Northern generates revenue from a broad base of activity that includes grants from both local council and Auckland City Council as well Kiwi Sport via Harbour Sport. We also receive funding from various trusts that include Lion Foundation, Grassroots, Pub Charity, NZCT and others. Added to this there are the leases based at ATP, sign sponsorship at both Forrest Hill and ATP, revenue from court hireage and of course affiliation fees. Due to prudent management Tennis Northern finished the financial year at an almost breakeven position with just a small deficit after depreciation, this was after paying off the final of the ASB loans to further reduce our overall debt.



GENERAL MANAGER REPORT CONTINUED..

OUR KEY SPONSORS ARE:

- Albany Toyota
- Brittain Wynyard – Wilson
- Pascoes the Jewellers

The full financial statements are at the end of the report.

5. STAKEHOLDER ENGAGEMENT

Our most important stakeholders are the clubs within the TN region and we endeavour to engage, support and maintain good relationships with all of them. Like any family or group some are better than others however we continue to look to improve and develop a closer network that will benefit all clubs. The combined knowledge, experience and expertise of the network of clubs is far greater than an single club and by working closer and sharing knowledge we can be more effective.

Our sub-lease holders at the Albany Tennis Park all make a valuable contribution not only financially but also in contributing to the culture and environment with the gym and café in particular complementing our tennis offer. Football Fix, Turbo Touch, Futsal, Pilates, Yoga, Netball and Rugby Tots demonstrate we are becoming a more multi-sport venue and provide much wider sports and leisure activities to our community.

As a neighbour we have welcomed BMX and provided them access to our facility.

The Upper Harbour Local Board continue to provide support both financially and with advice on a variety of matters, and do so in a timely, friendly and efficient manner.

6. OPERATIONAL EXCELLENCE

To continue to achieve this a period of observation and analysis was required. The staff at Tennis Northern are exceptional, all putting in hours above and beyond what they are paid and contributing with ideas for improvement and better efficiencies.

Helen Dixey ensures that we maintain excellent financial records as well as setting timelines and deadlines for grant applications. Her work with monitoring our budgeting allows us to keep within our expenditure while looking for funding opportunities.

Nick Jacques has taken over as Tennis Manager and is looking after the programmes and mentoring our coaches. He has provided a number of initiatives to the coaches and made some excellent changes to the programs as well as recruiting new coaches.

Sarah Smith now manages both interclub and tournaments and has a challenging role answering the numerous queries. Tournament weeks are hard work with long hours and Auckland's fickle weather making the setting of draws an ever changing beast.

Jeff Simpson, more commonly known as the Godfather of New Zealand Tennis continues to develop our performance players through our academy. His latest hip replacement slowed him down temporarily but he bounced back very quickly and now has a frequency hospital card that sees him get every fifth joint replacement free.

BOARD MEMBERS

The board under the leadership of Robyn Kiddle have provided wonderful support as I transitioned into the role. Robyn has provided strategic guidance as well as practical advice that has made my role easier. She is the CEO for Children's Cancer Foundation and also a past CEO of Tennis Auckland so has a wealth of experience that she shares. Tom Jackson has helped enormously with his dual position being on both the TN Board and the Audit and Risk Committee. Tom is frequently seen helping out at Forrest Hill. Munisha Blum has provided insight within her speciality area of Human Resource. Christo Peters brings a club perspective and ensures we maintain high standards. Teo Susnjak hasn't spent nearly enough time on court with me to which I blame my poor tennis. He does however work hard as our liaison with Tennis NZ and has helped out with our high performance players providing coaching where it is of far more value. Jonathan Clark-Howard has been overseas a lot but is still a valuable sounding board. Glen Cox has given some great direction in seeking funding and helped with facility management. New board member Chris Paltridge has a varied medical and corporate background that will be an important resource moving forward.

My thanks to the board for their support and guidance over the past 12 months.

PARTICIPATION & FACILITY GROUP PFG (FORMERLY CCPP)

In 2016 Tennis Northern and Tennis Auckland agreed to form a single business unit, working across Auckland in clubs, community, participation and places.

This was known as the CCPP which sounded a bit like a Russian spy agency.

We have changed the name to the Participation and Facility Group and our purpose is to support increased tennis playing among males and females, all ethnic and age groups in Auckland, and to advocate for adequate facilities for the sport to be played by all who want to do so.

This group consists of Chris Casey and Nick Jacques from Tennis Northern and David Frank, David Guy and Mark Lewis from Tennis Auckland.

Clubs play a key role in delivering this and both Tennis Auckland and Tennis Northern have provided a broad range of workshops and initiatives to support and resource clubs to help them with this.

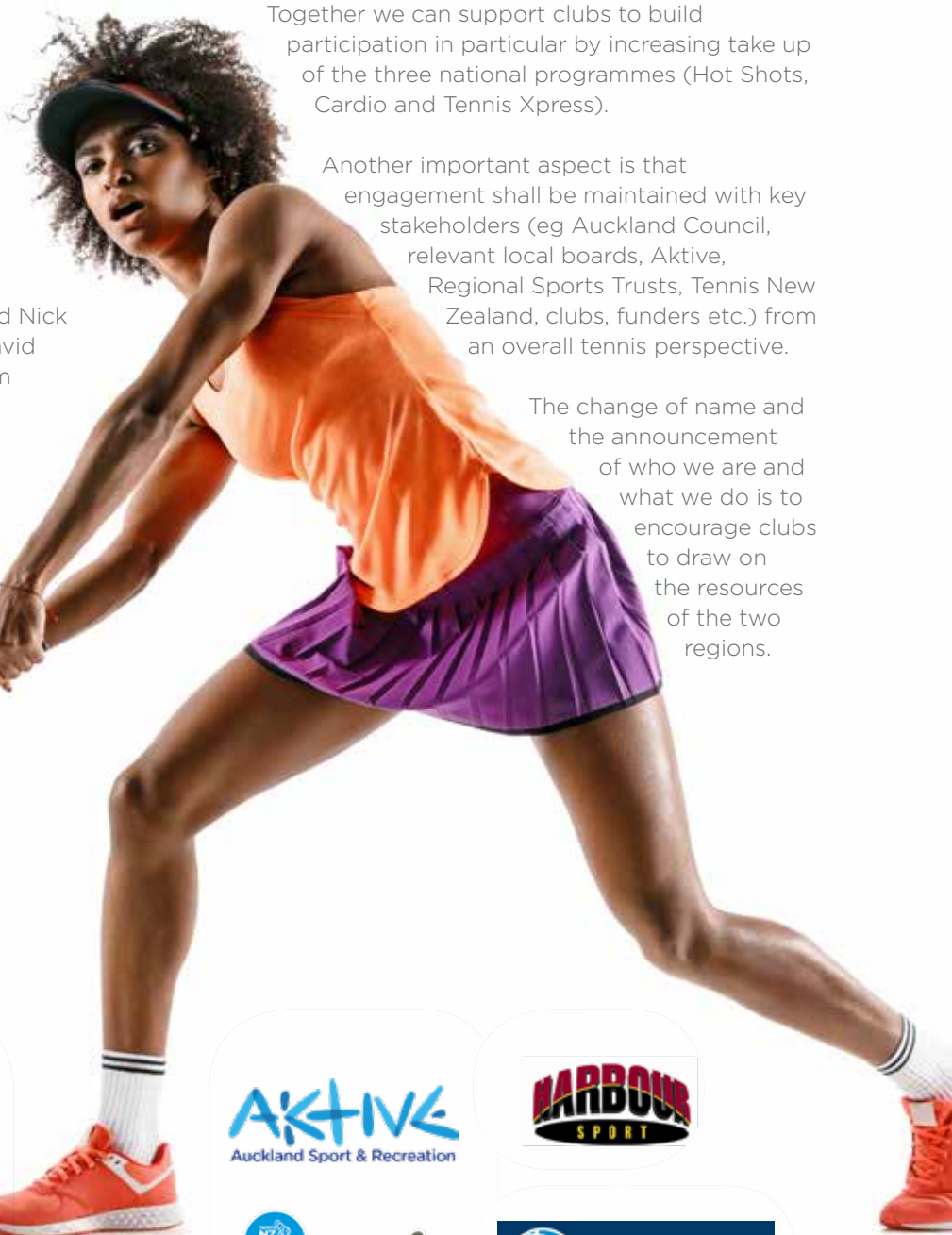
These have been driven from what was the CCPP however a bit like Russian spy agencies it was only known by a very select few.

By working together The Participation and Facility Group ensures there is consistency across the two regions and has the ability to draw expertise from a wider range of contributors to help clubs with the many challenges they face.

Together we can support clubs to build participation in particular by increasing take up of the three national programmes (Hot Shots, Cardio and Tennis Xpress).

Another important aspect is that engagement shall be maintained with key stakeholders (eg Auckland Council, relevant local boards, Active, Regional Sports Trusts, Tennis New Zealand, clubs, funders etc.) from an overall tennis perspective.

The change of name and the announcement of who we are and what we do is to encourage clubs to draw on the resources of the two regions.



CLUB MEMBERSHIP

CLUB AFFILIATION	2014	2015	2016	2017	2018	2019	2019 - 2018
Beach Haven	153	156	145	135	162	171	9
Becroft	93	103	98	56	48	78	30
Belmont	224	222	188	268	285	392	107
Birkenhead	85	45	53	56	64	74	10
Browns Bay	365	299	310	268	252	286	34
Campbells Bay	406	326	284	288	271	241	-30
Castor Bay	100	88	111	99	81	65	-16
Dairy Flat	127	133	114	82	79	75	-4
Glenfield	170	164	146	149	146	144	-2
Greenhithe	122	118	122	137	107	170	63
Helensville	43	42	54	50	64	103	39
Lake Pupuke	210	182	121	112	116	141	25
Mairangi Bay	505	455	408	443	445	436	-9
Marlborough Park	87	79	63	51	39	38	-1
Milford	527	535	548	525	508	518	10
Ngataringa	265	236	243	263	251	284	33
Northcote	350	377	368	394	379	405	26
Orewa	123	135	132	114	138	131	-7
Silverdale	130	124	133	105	118	121	3
Takapuna	156	165	163	148	175	183	8
Torbay	79	86	75	68	71	92	21
Waimauku	136	106	83	105	120	137	17
Warkworth	78	65	174	188	97	56	-41
Whangaparaoa	261	214	214	158	315	343	28
Total	4,795	4,455	4,350	4,262	4,331	4,684	353

SENIOR AFFILIATION	2014	2015	2016	2017	2018	2019	2019 - 2018
Beach Haven	86	90	86	90	101	110	9
Becroft	57	53	56	41	38	46	8
Belmont	77	81	67	86	85	189	104
Birkenhead	31	23	29	26	26	43	17
Browns Bay	241	200	188	183	195	206	11
Campbells Bay	241	186	161	190	152	148	-4
Castor Bay	48	43	62	57	47	38	-9
Dairy Flat	74	79	68	47	64	56	-8
Glenfield	95	79	83	76	72	67	-5
Greenhithe	69	77	78	101	81	95	14
Helensville	34	30	37	31	32	48	16
Lake Pupuke	110	83	78	71	76	93	17
Mairangi Bay	255	238	225	218	235	246	11
Marlborough Park	41	33	33	30	30	35	5
Milford	257	262	276	262	230	246	16
Ngataringa	169	144	134	136	136	132	-4
Northcote	210	223	213	256	263	249	-14
Orewa	48	58	43	43	55	62	7
Silverdale	70	65	71	59	56	58	2
Takapuna	99	103	93	91	94	94	0
Torbay	59	56	51	41	42	47	5
Waimauku	59	56	44	45	57	65	8
Warkworth	60	51	80	95	71	50	-21
Whangaparaoa	105	113	119	111	130	156	26
Total	2,595	2,426	2,375	2,386	2,368	2,579	211

CLUB MEMBERSHIP CONTINUED..

JUNIOR AFFILIATION	2014	2015	2016	2017	2018	2019	2019 - 2018
Beach Haven	67	66	59	45	61	61	0
Becroft	36	50	42	15	10	32	22
Belmont	147	141	121	182	200	203	3
Birkenhead	54	22	24	30	38	31	-7
Browns Bay	124	99	122	85	57	80	23
Campbells Bay	165	140	123	98	119	93	-26
Castor Bay	52	45	49	42	34	27	-7
Dairy Flat	53	54	46	35	15	19	4
Glenfield	75	85	63	73	74	77	3
Greenhithe	53	41	44	36	26	75	49
Helensville	9	12	17	19	32	55	23
Lake Pupuke	100	99	43	41	40	48	8
Mairangi Bay	250	217	183	225	210	190	-20
Marlborough Park	46	46	30	21	9	3	-6
Milford	270	273	272	263	278	272	-6
Ngataranga	96	92	109	127	115	152	37
Northcote	140	154	155	138	116	156	40
Orewa	75	77	89	71	83	69	-14
Silverdale	60	59	62	46	62	63	1
Takapuna	57	62	70	57	81	89	8
Torbay	20	30	24	27	29	45	16
Waimauku	77	50	39	60	63	72	9
Warkworth	18	14	94	93	26	6	-20
Whangaparaoa	156	101	95	47	185	187	2
Total	2,200	2,029	1,975	1,876	1,963	2,105	142

NORTHLAND AFFILIATION	2014	2015	2016	2017	2018	2019	2019 - 2018
Dargaville	51	14	14	7	7	15	8
Doubtless Bay	39	42	51	33	29	29	0
Kaipara Flats	12	8	12	9	11	12	1
Kaitia	94	15	18	16	16	13	-3
Kaiwaka	2	2	3	4	17	18	1
Kamo	28	21	21	15	20	17	-3
Kerikeri	237	222	238	216	225	212	-13
Mairtown	137	143	140	0	107	128	21
Mahurangi East	81	122	140	111	80	87	7
Mangawhai	56	56	12	137	5	0	-5
Maunu	107	94	120	5	112	116	4
Mid-Northern	0	0	0	124	0	0	0
Ngunguru	5	7	8	11	10	11	1
Northland Seniors	12	8	10	8	7	3	-4
Omaha	0	0	0	62	0	0	0
Onerahi	66	94	68	28	66	61	-5
Springfield	33	31	27	9	24	32	8
Tatarariki	21	19	11	0	9	0	-9
Waipu	86	86	100	80	62	70	8
Wellsford	16	9	9	22	32	10	-22
Whangarei Veterans	24	21	19	24	23	29	6
Total	1107	1014	1021	921	862	863	1

PASCOES NZ CHAMPS AND 18U NATIONALS

Albany Tennis Park hosted both the under 18 and senior men's and women's national championships in December 2018 with the semi-finals and finals televised live by Sky television. The weather co-operated and allowed the early round matches to played on the outdoors courts. The under 18's produced some really exciting and close tennis

and for a number of competitors this provided the perfect warm up for the Nationals. In fact both finalists for the U18 boys played against each other again in the senior doubles final. And Valentina Ivanov won the U18 girls and then went on to win the senior women's title after an epic battle with Paige Hourigan.

2018 PASCOES NEW ZEALAND TENNIS CHAMPIONSHIPS - RESULTS

Mens Singles: Finn Tearney def Alexander Klintcharov 6-1 6-3

Womens Singles: Valentina Ivanov def Paige Hourigan 3-6 6-4 7-5

Mens Doubles: Isaac Becroft/Finn Tearney def Kiranpal Pannu/George Stoup 6-2 7-6(1)

Womens Doubles: Paige Hourigan/Erin Routliffe def Andjela Djokovic/Megan Rogers 6-1 7-6(1)

2018 18U NEW ZEALAND JUNIOR CHAMPIONSHIPS - RESULTS

Boys Singles: George Stoupe def Isaac Becroft 6-3 6-0

Girls Singles: Valentina Ivanov def Elys Ventura 6-4 6-0

Boys Doubles: Reece Falck/Filippo LaCava def Isaac Becroft/Dylan Heap 3-6 6-0 10-6

Girls Doubles: Ivy Mclean/Holly Stewart def Elys Ventura/Ines Stephani 6-2 6-4

PREVIOUS WINNERS - PASCOES NZ CHAMPIONSHIPS

Year	Mens Singles	Mens Doubles	Womens Singles	Womens Doubles
1988	T Turnbull	J Grubi / R Dutton	R Seeman	C Toleafoa / R Seeman
1989	B Steven	B Steven / M Long	R Seeman	A Jory / R Seeman
1990	B Steven	S Guy / G Wilson	H Adamkova	H Adamkova / R Seeman
1991	K Evernden	B Steven / A Hunt	J Richardson	J Richardson / A Trail
1992	J Greenhalgh	S Downs / J Greenhalgh	H Guy	J Perkinson / A Trail
1993	J Greenhalgh	S Downs / J Greenhalgh	J Richardson	J Perkinson / J Richardson
1994	A Hunt	A Batie / A Hunt	R Clark	F Kovacs / A Trail
1995	M Nielsen	A Hunt / T Susnjak	B Suzin	L Baker / R Hudson
1996	S Downs	S Downs / J Greenhalgh	R Hudson	L Baker / R Hudson
1997	T Susnjak	S Downs / J Greenhalgh	L Baker	L Baker / R Hudson
1998	M Nielsen	M Nielsen / J Greenhalgh	L Baker	L Baker / N Kaiwai
1999	T Susnjak	J Shortall / L Radovanovich	L Baker	S Stephens / R Hudson
2000	J Greenhalgh	J Greenhalgh / A Hunt	L Baker	L Baker / N Tippins
2001	S Rea	J Greenhalgh / A Hunt	P Nola	L Baker / S Stephens
2002	S Rea	L Radovanovich / A Hunt	S Stephens	L Baker / S Stephens
2003	J Shortall	L Radovanovich / J Shortall	L Baker	L Baker / S Stephens
2004	L Radovanovic	J Olsen / J Shortall	L Baker	L Baker / S Stephens
2005	D King-Turner	D King-Turner / M Prentice	L Baker	L Baker / K Vano
2006	A Thompson	D King-Turner / M Prentice	D Hollands	S Lee / K Vano
2007	GD Jones	A Batie / M Prentice	S Jones	S Lee / K Vano
2008	R Statham	D King-Turner / M Prentice	D Hollands	D Hollands / L Baker
2009	M Daniell	D King-Turner / M Prentice	M Erakovic	K Vano / E Barry
2010	A Sitak	A Sitak / S Lavie	K Westbury	S Bryce / L Beattie
2011	R Statham	D King-Turner / A Sitak	S Jones	L Baker / K Vano
2012	D King-Turner	R McLachlan / B McLachlan	I Golder	A Guthrie / E Hayman
2013	A Sitak	R McLachlan / B McLachlan	S Jones	A Guthrie / E Hayman
2014	M Venus	W Whitehouse / F Tearney	S Jones	R Cheng / K Westbury
2015	M Venus	M Venus / A Sitak	R Cheng	R Cheng / S Jones
2016	A Sitak	M Daniell / A Sitak	J Lewis	P Hourigan / E Routliffe
2017	F Tearney	J Meredith / F Tearney	S Jones	I Mclean / H Stewart
2018	F Tearney	F Tearney / I Becroft	V Ivanov	P Hourigan / E Routliffe

TEAMS EVENT AND NATIONAL RESULTS

Individual National Results

Once again Tennis Northern punched well above their weight over the last 12 months and the future looks very bright with some outstanding young players coming through the ranks. Not only is the standard of their play impressive but the respect and sportsmanship they show makes them wonderful ambassadors for Tennis Northern.

Men's National Championships

Macsen Sisam - Semi-finalist

18U National Championships

Elys Ventura - Runner up Girls Singles

Vuvian Yang - Semi-finalist Girls Singles

14U Nationals

Elys Tse - **Winner** Girls Singles

- **Winner** Mixed Doubles

Hyeok Min - **Winner** Mixed Doubles

- **Semi-Finalist** Boys Singles

National Teams Event

This event does provide a challenge from both a financial perspective and player commitment. It is a cost to Tennis Northern and we also have a number of our top players who for various reasons are unavailable. The under 14 boys won nearly all of their matches but the under 14 girls didn't have our top players so the under 14 team went through the tournament without a win.

We were fortunate to have some high caliber coaches looking after the three teams with Ben Muller taking the under 16's who played in Auckland. Matt Alexander who has been picked up by Tennis NZ took the under 14 team who played in Christchurch and Alvaro Fuente looked after the under 12 team who also played in Christchurch. Next year the event moves to the middle of the year which should see all our top players representing Tennis Northern.

2019 Team Events

Boys 12's Team

Chan Min
Eddie Biss
Nehal Naidoo
James Burrows

Girls 12's Team

Sasha Warren
Muhan Cui
Jessica Bergin
Mala Krzanic-Sullivan

Boys 14's Team

Daniel Hammond
Rion Suga
Hyeok Min
Matthew Browning

Girls 14's Team

Hannah Lin
Ariana Hunt
Lunar Watanabe
Lilian Zhang

Boys 16's Team

Leo Cho
Blake Gallagher
Arthur Zen
David Kennerley

Girls 16's Team

Lucy Xu
Jacky Jones
Amily Suga
Jessica Hunter



CHAIRPERSON REPORT

RAEWYN HEYWOOD



Club numbers held steady this season with our bigger clubs Kerikeri, Maunu, Mahurangi East, and Mairtown showing the way. Janet Agnew and I are still planning on going into schools to give the children a taste of tennis. Funding has been received and we have the balls and nets but are still waiting on the racquets. Maunu Tennis Club had Pete Stenberg go into Maungatapere school which brought a few new juniors into their club. Onerahi had Grant Van Delsum go into the Onerahi Primary school to bolster their numbers. So it works giving the children the experience of tennis.

Shelley Yeates and I started up a Junior Interclub competition last season, which ran on Sunday mornings at Thomas Neale. Although it was not as popular as I envisioned at least it was available for those who wanted matchplay. Before Xmas was a better turnout. Cricket interfered with the timing of the event which was a shame.

The Interclub enabled us to create a Northland Junior team to play the Counties juniors for the first time in many years. Although Northland lost, overall the experience was enjoyed by both teams and Counties want us to go to Pukekohe next season. Tennis Northland has received funding to have T-shirts made up for the juniors so they look like a team.

I am very sad to report that the sponsorship contract between Slazenger (Designworks) and Tennis Northland has come to an end. The agreement has been in place for a very long time, over forty-five years. Tennis Northland had signed a contract with Designworks for the sponsorship of 96 dozen (16 cartons) Slazenger tennis balls to continue until 2019 but before they would honour that agreement they asked for proof that Tennis Northlands clubs purchase the required 360 doz Slazenger balls as per the agreement. Clubs were asked for proof of balls purchased last season, which resulted in evidence that we do not purchase or use the total required, and some clubs were incorrectly using Head and Wilson balls. The information received was emailed to Designworks and as yet they have not come forward with a decision. The Management Committee suggested

CHAIRPERSON REPORT CONTINUED



we negotiate for 12 cartons and lower to 8 if required, but Designworks whether by neglect or disinterest seemed to have brushed the issue under the carpet as Tennis Northland has heard absolutely nothing from them. So it would be safe to say that the contract is now null and void. Clubs were emailed to gauge which ball they would prefer to use and it was pretty much a unanimous decision to stay with Slazenger. Tennis Northland will now have to apply for funding to cover the cost of the balls they require.

Pete Stenberg, Grant Van Delsum and Carl Terrizzi, continue to cover Northlands tennis coaching needs, and bring more youngsters into the sport of tennis. A big thank you to them for their hard work. Thanks to Pete for all the travelling he does with the juniors to keep them safe and to oversee the tournament commitments necessary to progress them. His experience is invaluable. Many thanks to all the club volunteers who help out with junior coaching as well.

Tennis Northland must once again give a huge thank you to The Oxford Sports Trust for the funding support given to our juniors when they are participating in the junior tournaments away from home. Without this support many of our juniors would not be able to afford the expense of travelling and participating in these tournaments.

Further to Daniel Hammond's budding tennis career, as the top player in Oceania in his 14U age group last year, Daniel received a wildcard to train at the Nick Bollettieri Tennis Academy in Florida and participate in the Eddie Herr and Junior Orange Bowl tournaments. Two weeks in Florida and two weeks in Miami. Awesome experience for the young man.

Phil Bowers ran another successful, Men's Interclub competition last season with eleven teams of four participating. Good to see the numbers holding steady. Many thanks to this competition for giving our better women a place to play as well.

To replace the Womens interclub, Frances Coutts from Mairtown ran a Mixed doubles competition at the Mairtown Tennis Club. Each team included two men and two women who played two mixed doubles each. Generally well run and enjoyed by most. I myself would still like to see a singles competition for the Women, but majority rules.

The numbers competing in the Janet Agnew Carnival Doubles were down this year due to events clashing. Auckland Interclub's Ferrier Cup and Caro-Reserve men's grade competitions were on the Saturday and so took out our top men Mike Clapshaw and Terry Mitchell and our top women Wendy Jambor and Alyce Kelly. Another unfortunate event coinciding on the Saturday was the funeral of Pete Gleeson, a much loved member of the Mairtown Tennis Club which drew many of the Mairtown members away from the tournament. But the tournament still made a tidy profit and the sponsors again came to the party contributing once again to a fabulous prize table. A big thank you to all the volunteers who gave their time and energy making this such an amazing tournament, especially Grant Van Delsum for running the tournament and Todd Morgan, Guy Muller and Jill Lynch for attending to the bar and BBQ dinner requirements. A big thank you to Janet too, who still helps out enormously with securing new sponsors and keeping the loyal ones.

I wish to acknowledge Administrator Jillian Lynch, for her continued help and support in keeping Tennis Northland's head above water. She successfully applied for funding to cover Thomas Neale utilities from Lottery Northland Community, receiving \$5,800, and she has also assisted some clubs in applying for this funding as well.

Thanks to the die-hard members of the Management Committee for their continued time and support, especially Greg Miller and Grant Saunders who helped out with the various maintenance issues cropping up at Thomas Neale, they have saved Tennis Northland a lot of money.

To our bar managers Todd Morgan, Guy Muller and Judy Hill, thanks very much for volunteering their time to keep the bar stocked and run within the rules.

Many thanks to Nick Jacques from Tennis Northern, for his help as we try to set up a school program to give kids a taste of tennis. He has a similar program in the Tennis Northern area he runs and his experience is invaluable.

PRESIDENTS REPORT - DON JOHNSTONE

We trust all members have enjoyed their tennis this past 2018/19 season. Your Committee & Officer Bearer representation has remained at 10 (an ideal number) and membership has shown a small increase to 137 (up from 120 last season).

Inter-Provincial Representation

Games undertaken during the season with results as follows :-

V Manly Tennis Seniors (formerly Hibiscus Coast) @ Home. Won - Mary Ouwehand Trophy retained

V Counties @ Home - A good win

V Lower Northland @ Warkworth - lost

V Western Bay of Plenty @ Tauranga- lost

V Northland @ Whangarei (for the Timperley Cup) - a loss

V South Auckland - match cancelled

V Auckland @ Home- lost but very close

V Waikato @ Home - yet to be played (4 Aug)

TNZS Nationals

This year held 26-30 January 2019 'over the bridge' in Auckland at various clubs. A very well run tournament hosted by Tennis Seniors Auckland. Weather was good & some great tennis played & witnessed. We managed to encourage a few more of our members to attend & they thoroughly enjoyed the encounter.

Medal winners & placings for TSNH Members (Congratulations to all) :-

Womens Singles

50+ Winner - Deanne Alter

55+ 3rd place - Jane Geldard

60+ 4th place - Lynne Venus

75+ 4th place - Janice Larmer

Mens Singles

65+ Runner-up - Chris Raynes

80+ Runner-up - Garry Pike

Womens Doubles

45-50 Winners - Karlene Magill & Debbie Martin

4th place - Trudie von Huben & Ptner

55+ 4th place - Jane Geldard & Ptner

65-70 Winners - Trish Craven & Ptner

75-80 Runners-up - Janice Larmer & Ptner

Mens Doubles

45+ 3rd place - Philip Buys & Ptner

50+ 3rd place - Mike Barry & Ptner

70+ 3rd place - Mike Barry & Ptner

75+ 4th place - Don Johnstone & Ptner

80+ Winner - Garry Pike & Ptner

Mixed Doubles :-

45+ Runners-up - Philip Buys & Ptner

3rd place - Trudie von Huben & Ptner

50+ 4th place - Karlene Magill & Ptner

55+ Winners - Deanne Alter & Ptner

3rd place - Mike Barry & Ptner

60+ 3rd place - Jill Stoker & Ptner

65+ Runners-up - Trish Craven & Ptner

75+ Winners - Janice Larmer & Ptner

80+ Winners - Garry Pike & Ptner

Easter Teams Nationals - were held in Christchurch and hosted by Canterbury Tennis Seniors. Four TSNH teams travelled down (3 women's & 1 men's).

Results were :-

Mens 45+ placed 4th

Womens 34-40 (composit with Ak/Nld) 2nd place.

Womens 50+ placed 1st.

Womens 55+ (composit with Ak) 2nd place.

Albany Indoor 'Open' Tournament (June 2019)

Full draws (Men's & Women's Doubles on Saturday & Mixed Doubles on Sunday)

It was good to see greater numbers on the Sunday compared with last year. Some wonderful tennis was on show & we thank all those who entered.

In an endeavor to utilize spare court space (and cover overheads for the weekend) we introduced a "Club Mixed Doubles 50+ Teams Event" with a magnificent trophy on offer. Entries were received only from the smaller clubs on the North Shore, despite extensive advertising on both sides of the bridge. While a success (Helensville Club were the

TENNIS SENIORS

PRESIDENTS REPORT - CONTINUED

winners represented by Anette Hemeheema & Fred Pereeti) we hope to entice greater numbers to this event next year.

Our Players Overseas

Ulm, Germany (12-18 August 2018) was the venue for the ITF World Teams Event Championships (for ages 50, 55 & 60). Karlene Magill played in the 50+ team and Jane Geldard in the 55+ team. The teams ended up 19th & 12th respectively. Well done Ladies

ITF World Teams Championships (aged 65+) were held in Umag, Croatia (16-21 Sept 2018) with Harbour's Trish Craven being involved in the New Zealand women's team which ended up in 6th place. She was then involved with the individual championships (22-29 Sept) in all 3 disciplines - Singles, Doubles & Mixed Doubles. Another great effort Trish.

Members Gilles de Gouy & Trudie von Huben tripped around Australia & Europe during the year with varying degrees of success.

Trish Craven & Janice Larmer again visited Australia in January, playing in Australian State teams Championships

in Shepparton - Trish in the NZ60+ team & Janice in the 75+ team. They also played in the Australian National Champs in 3 events (singles, doubles & mixed) that followed the Teams event before coming home to the Nationals in Auckland late January.

To the Committee & Office Bearers

This will be my last report as I have decided to step down - having served on the Committee for 20 years, the last 7 as your President.

Direction may come from the top, but it is those who put words into action and make up the 'Team' that gets the job done. I wish to take this opportunity to thank each and every one involved with TSNH over this period of time. I have thoroughly enjoyed my tenure as President and wish TSNH every success in the future.

To those who continue to support TSNH both on and off the courts (with a special mention of 'Prince') a big 'Thank You' also.



PRESIDENTS REPORT – DENISE GOTT

It is my pleasure to report on the 2018-2019 tennis season. It has been a good season albeit the general feeling is that we gave the Premier Grade too much tennis, all A and B grades not enough and the C grades were happy with their amount of tennis. We have 2 alternatives for our 24 Clubs to consider for the coming season, the aim being to ensure each grade has 14 rounds of tennis. Of course all this is dependant on how many team entries we receive.

The Interclub Grade winners for the season were:



Premier:	Warkworth (pictured)
A1:	Whangapararua
A2:	Torbay
B1:	Waimauku
B2:	Campbells Bay
C1:	Northcote 1
C2:	Lake Pupuke

The shield for the Team gaining the Highest Aggregate points over the interclub season was won by Northcote C1 team 1 and Waimauku was the Club which won the shield for gaining the highest aggregate points overall.

The Grade Tournaments following the end of Interclub were again supported by a reasonable number of entries. It would be great to have even more numbers next season. Our thanks go to Mairangi Bay, Belmont, Milford and Northcote Clubs for hosting these excellent tournaments. We do

know and appreciate the work that is required in making these such a successful day. Also our thanks to Browns Bay Club who hosted both C1 and C2 grade tournaments and completed the tournament in one day, even allowing me to win the raffle prize too! We were however pleased to have the Finals of the A and B grades played at Forrest Hill this year. We had a very successful morning, watched excellent tennis in sunshine and our thanks to Castor Bay Club for their catering. It was a wonderful way to complete the interclub season followed by prizegiving. I was delighted to present the President's Cup to our Secretary, Margot Denford, for her guidance and outstanding contribution to the Association over the season.



Pairs from the following clubs won their respective Grade Tournaments:

Mairangi Bay:	Premier
Mairangi Bay:	A1
Ngataranga:	A2
Waimauku:	B1
Castor Bay:	B2
Northcote 1:	C1
Lake Pupuke:	C2

In May, 68 ladies entered our annual Muriel Barton Tournament, held at the Forrest Hill courts. We had a most enjoyable day with the weather, catering, friendships and the tennis being the winners on the day. It is always so encouraging to have such good support at our activities and whether a prize winner or not, sharing in and enthusiastic participation is the key to the success of such events. The winning partnerships in both age groups came from Northcote and Lake Pupuke Clubs with a Campbells Bay and Lake Pupuke Club partnership being the runners up in the senior age group and Campbells Bay and Northcote Clubs being the runners up


PRESIDENTS REPORT – CONTINUED

in the 35-54 age group. Thank you to the ladies from Lake Pupuke Club who once again provided wonderful catering.

Mardi Bartley (Northcote) and Jo Milne (Lake Pupuke)



Soyoung Park (Lake Pupuke) and Maria Niven-Wharepour (Northcote)



Sincere thanks to Tennis Northern for the use of the courts and pavilion at Forrest Hill Tennis Centre when needed during the season and once again we are grateful for the use of the Albany Tennis Centre room for our AGM recently. Thank you Patricia of the Brazilian Café for providing a most enjoyable morning tea.

Congratulations go to all Grade Team Winners, Grade Tournament Winners, Muriel Barton Cup Winners and all participants in the tennis season activities.

We have had a very strong and hardworking Executive Committee who have certainly made

my new role as President extremely pleasureable. To Margot Denford, Su Vincent, Ann Saunders and Raewyn Rumble thank you for your support, commitment and hard work and for all you have done to ensure the smooth running of the Association over the season. We also say a special thank you to Cathy Hole who has worked tirelessly over many years for the Association and has now resigned. We were delighted at our AGM to appoint Cathy as a Life Member of the Association to acknowledge her years of service. We trust Cathy will be available to help out with queries in the future!

Cathy Hole



Leanne Cailliau has agreed to join our Committee and we look forward to working with Leanne further in the coming season.

We say again to Tennis Northern and all Delegates, thank you for the support you give the Association and do hope that all players will enjoy the competitive tennis and friendships which have formed with their involvement in the North Shore Ladies Day Tennis Association for many years to come.

INTERCLUB

The season kicked off with a total of 281 teams being entered, up 29 from last year, with the increase all going to our doubles competition – mixed, men's and woman's. The competition ran very smoothly as we work closely with the interclub committee to adjust and amend rules each season to ensure this.

18/19

Mens singles
77 (7 grades)
Womens singles
26 (3 grades)
Mixed doubles
68 (6 grades)
Mens doubles
60 (5 grades)
Womens doubles
50 (4 grades)

17/18

78 (7 grades)
26 (3 grades)
65 (6 grades)
44 (4 grades)
39 (3 grades)

Chelsea Cup

Rules were updated this season to reflect feedback received last year on the ranking conditions of team players, rained out matches and representative matches. This resulted in a very smoothly played competition with no need for any intervention by the committee and culminated in bringing the top 2 teams to battle it out again under the roof of Albany Tennis Park on the 12th April. The mens competition saw Ngataranga come out on top against Browns Bay and on the womens side, Northcote this year being the winners beating Campbells Bay.

WINNING TEAMS 18.19

GRADE	TEAM
Doubles 1	Northcote D1
Doubles 2	Mairangi Bay MB1
Doubles 3	Belmont MXD1
Doubles 4	Northcote D5
Doubles 5	Lake Pupuke Charlotte
Doubles 6	Belmont MXD3
Chelsea Cup Men	Ngataranga
Chelsea Cup Women	Northcote
Mens 1	Northcote M1
Mens 2	Beach Haven Connor MacLeod
Mens 3	Greenhithe JUNGLE
Mens 4	Belmont M2
Mens 5	Belmont M4
Mens 6	Greenhithe WHAMO
Mens 7	Greenhithe SHAMROCK
Womens 1	Greenhithe OLIVE
Womens 2	Northcote L2
Womens 3	Belmont W2
Womens Doubles 1	Beach Haven Bluebells
Womens Doubles 2	Mairangi Bay MB2
Womens Doubles 3	Belmont WD2
Womens Doubles 4	Belmont WD3
Mens Doubles 1	Beach Haven Bandits
Mens Doubles 2	Mairangi Bay MB3
Mens Doubles 3	Milford Marvels
Mens Doubles 4	Milford Team KGB
Mens Doubles 5	Milford Magicians



Ngataranga



Northcote

INTERCLUB RESULTS

PRE XMAS GIRLS

GRADE	TEAM	MEMBERS	MANAGER
Premier Elite	Northcote Ngataringa	Hayley Phelan, Patience Davis	Daniel Phelan
Premier 1	Castor Bay Premier Girls	Angelina Pan, Christina Pan	Ryoko Kawai
18A	Greenhithe FEIJOA	Amily Suga, Danielle Goodwin, Honor Norris, Georgia Fisher, Allyssa Fisher, Courtney Charles	Kathryn Fisher
18B	Northcote G7	Sophie Shoebridge, Saskia Barrow, Ella McPherson, Alyssa Rattray, Charlotte Barry-Walsh	Megan Shoebridge
18C	Mairangi Bay MB1	Julia Parker, Liza Cheptsova, Cate Henderson, Lisa Yang, Rachel Bottcher	Anya Ignatieva
15A	Milford G5	Tashya Wijesinha, Caitlin Brady, Lucy Rich, Zoe Pope, Romana Cristea	Peter Brady
15B	Milford G6	Sienna Rugg, Vienna Barker, Sasha Roberts, Matilda Klein, Sophie Lee	Tracey Lee
15C	Ngataringa team 1	Mia Tinkler-Brown, Grace Collier, Abby Jenkins, Antonia Tyson, Alice Beale	Conor Collier
15D	Orewa Girls 15u 2	Betrice Harris, Charlotte Harris, Emily Stevenson, Evie Alexander	Kirsty Macky
12A	Belmont G7	Tabitha Sellar, Isla Sweetman, Imogen O'Rourke, Nina Holbrook, Isobel Tuttle	Christina Piet
12B	Whangaparaoa 12G1	Matilda Seymour, Gisele De Cunha, Marta Pozarosczyk, Sienna Maurice, Jane Shirokova, Charlotte Smith	Michal Pozarosczyk
12C	Browns Bay BBRC10	Olivia Harwood, Jordan Strydom, Mina Zhang, Sammi Liu, Julia Davey	Jenny Zhang

PRE XMAS BOYS

GRADE	TEAM	MEMBERS
Premier Elite	Greenhithe GECKO	Finn Burrridge, Rion Suga, Lawrence Hill
Premier 1	Campbells Bay Team B1	Andrew Jacobi, Stephen Pan
Premier 2	Mairangi Bay MB2	Callum Walkinshaw, Nicolas Ouwehand
18A	Waimauku 18A	Antonio Escobar-Flaunty, Hugh Weerdenburg, Dylan Mason, Nicholas Zef
18B	Dairy Flat Silverdale	Blake Forrester, Alex Melrose, Ben Thornton, Aaron Judd, Kern Platts-Mills
18C	Whangaparaoa 18B2	Matthew Russell, Joel Hetherington, Travis Higgins, Zac Guttery
15A	Milford B7	James Burrows, Joshua Ford, Sam Brady, Todd Simpson, Roger Lin
15B	Milford B8	Nicholas Hannah, Henry Nicholson, Wade Senior, Jesse Wang, Isaac Tetro
15C	Mairangi Bay MB2	Dominic Holman, Tamati Kingi, Brooke Kingi, Ciaran Chase, Daniel Rea
15D	Milford B10	Huido Jung, Thomas Blewden, Terry Ding, Zach Roberts
15E	Northcote 15B7	Liam Smith, Liam Govind, Phoenix Qian, Keiran O'Grady, Liam Corrigan-Mckay, Ashok James
12A	Milford B12	Marcus Nair, Benji Bryce, Lucas Judd, Benen Sitarachyanon
12B	Greenhithe RAPTOR	Luke Paltridge, Jason Yang, Jerry Yang, Caleb Ort, Coöper Kirkland, Jai Nielson, Ryan Glynn, Scott Glynn
12C	Browns Bay BBRC9	Anthony Wong, Tyler Wiles, Leo Wang, Michael Yang, Kerry Meng
12D	Dairy Flat Boys 12U	Christopher Hickey, Brodie Headford, Nathan Graham, Ashton Fairhurst, Mike van der Scheer
12E	Torbay Titans	Keith Wong, Michail Hobbs, Oliver Close, Ian Sun, David Philpot

PRE XMAS MIXED

GRADE	TEAM	MEMBERS	MANAGER
10A	Northcote BG12	Charlie Taylor, Ruby Wright, Katalina Bettridge, Samantha Buchanan, Thomas O'Neill, Theo Panther	Nicole Taylor
10B	Browns Bay BBRC11	Seth Storm, Alec Guan, Frank Deng, Eric Yan, Aston Zheng	Gracie Mei
10C	Whangaparaoa 10M1	Sophie Crampton, Jessica Crampton, Liam Dimock, Lochie Williams, Tyler Bromley, Noah Thompson	Lisa Williams

INTERCLUB RESULTS CONTINUED..

POST XMAS GIRLS

GRADE	TEAM	MEMBERS	MANAGER
Elite	Browns Bay BBRC6	Jessica Wong, Savannah Bakker	Frank Wong
Premier 1	Mairangi Bay MB1	Katie Gover, Jordan Auld	Kirsty Gover
18A	Belmont G1	Louise Wigram, Lucy Nicoll, Melissa Everett, Montana Cooper, Colette Morrison, Zoe Raines, Emily Clark, Emma Welte	Ellie Nicoll
18B	Northcote G6	Jessica Wilton, Lydia Tyler-Davies, Luciana Wilton, Sophia Butcher	Brent Tyler-Davies
18C	Ngataranga Team 1	Ava Tinkler, Mala Krzanic-Sullivan, Erin Cutts, Keanna Moss, Ciara Barnaby	Maryann Brown
15A	Milford G5	Tashya Wijesinha, Caitlin Brady, Lucy Rich, Zoe Pope, Romana Cristea	Pete Brady
15B	Northcote G11	Mia Crawford, Coco Pett, Chanel Catchpole, Lily Fotu	Ross Pett
15C	Mairangi Bay MB1	Claudia Linton, Emma Mulholland, Keller Ren, Vinnie Wong, Isabel Gybel, Emily Kim, Annika Mikkelsen	Kirsten Riis
15D	Ngataranga Team 2	Lucy Chaddock, Matisse Irving, Olive Wilson, Anishka Sherlock, Tara Cutts, Zara Ford	Sakthy
12A	Belmont G7	Tabitha Sellar, Isla Sweetman, Imogen O'Rourke, Nina Holbrook, Isobel Tuttle	Christina Piet
12B	Browns Bay BBRC10	Olivia Harwood, Mina Zhang, Sammi Liu, Julia Davey, Olivia Owen	Jenny Zhang
12C	Milford G10	Erin Erasmus, Juliana Fossi, Renee Macauley, Sienna Lee, Alicia Gan, Mona Weidekamm	Tracey Lee

POST XMAS BOYS

GRADE	TEAM	MEMBERS	MANAGER
Elite	Silverdale Northcote/ Waimauku	Riley Smith, Jack Stewart-Becroft, Rohan Cameron	Stuart Cameron
Premier 1	Browns Bay BBRC3	Marwan Samy, Kareem Samy	Inna Klishunova
Premier 2	Milford B16	James Burrows, Roger Lin	Matt Burrows
18A	Belmont B1	Lucca Robb, Benny Welte, William Michie, Jamie Killick, Jakob Dahlberg	Louise Welte
18B	Castor Bay U18	Jack Wood, Amesh Wijesinha, Daniel Rouse, Harry Pottinger-Coombes, Nicholas Parkes, Dallas Clayton	Kristen Wood
18C	Becroft Scorpions	Kevin Qian, Kerry Wu, Danarta Sanyata, Peter Li, Tom Yong	Bevin Marriner
15A	Northcote 15B6	Finn Scouller, David Turner, Ryan Yarker, Charlie Buchanan, James Taylor	Patrick Yarker
15B	Ngataranga Team 1	Blake Bellingham, Orlando Tyson, Charlie Glass, Matthew Claridge, Sean Brownlow, Oliver Barton Hills	Rixt Brownlow
15C	Glenfield GF 15u2	Campbell Stewart, Aiden Collins, Mitchell Atkinson, Mathew Hutcheson, Daniel Gorbey	Jolene Stewart
15D	Lake Pupuke LPTC Stingrays	Alex Oldfield, Ryan Barry, Ben Daniel, Yu Miao, Danny Lee	Stephen Oldfield
15E	Belmont B7	Tobz Simpson, Jackson Harvey, Toby Robinson, Monty Usherwood, Kiel Duncan, Finn Thorpe, Joel Potter	John Duncan
12A	Milford B12	Marcus Nair, Benji Bryce, Lucas Judd, Benen Sitarachiyanon	Naiomi Macorison
12B	Browns Bay BBRC9	Anthony Wong, Tyler Wiles, Leo Wang, Michael Yang, Kerry Meng	Nick Wiles
12C	Glenfield Campbells Bay	Kenta Seno, Haruto Ryu, Stanley Uy, Jamie Schumacher, Oliver Kaan Sahinkaya	Briay Uy
12D	Torbay Titans	Keith Wong, Michail Hobbs, Oliver Close, Ian Sun, David Philpot	Lu Sun
12E	Becroft Vipers	Denis Yan, William Liu, Jason Lee, Daniel Ramaiyah, Michael Needham	Michael Parker

POST XMAS MIXED

GRADE	TEAM	MEMBERS	MANAGER
10A	Northcote MX1	Charlie Taylor, Katalina Bettridge, Thomas O'Neill, Theo Panther	Nicole Taylor
10B	Mairangi Bay MB1	George Zhang, Jay Hong, Jude Fraser, Isabella Tan, Oscar Jin, George McCarthy	Yue Zhang
10C	Northcote MX6	Dillon Hitchcock, Blake Karu, Jake Houlahan, Zoe Pragnell, Ari Pragnell	Caroline Gregory

2019 TNR AWARDS EVENING

Our annual awards evening was held on Wednesday 22nd May 2019. It was a great night with the venue packed with club members. The evening ran smoothly and quickly to the delight of the crowd. There was lots of laughter and support in the room for all the winners. Winners as follows:

Administrator of the Year: John Hayson, Greenhithe

Club Coach of the Year: Shelley Bryce, Milford

Club Volunteer of the Year: Adrienne Croad, Whangaparaoa

Outstanding Club Contribution: Shauna Patroni, Waimauku

Gordon Masters Chelsea Cup Sportsmanship: Lauren O'Malley, Mairangi Bay

Player of the Year Junior Boys: Macsen Sisam

Player of the Year Junior Girls: Elys Ventura

Club Growth Membership Award – Bronze: Torbay

Club Growth Membership Award – Silver: Greenhithe

Club Growth Membership Award – Gold: Helensville

Club of the Year: Milford



TENNIS MANAGER REPORT

NICK JACQUES

Programs

EVOLUTION KIDS TENNIS

This programme is the most complete kids tennis programme ever developed. It is based on decades of working in this area of young player's development. It is based on developing the skills to play the game on appropriately proportionate equipment, making really playing the tennis achievable for everyone.

STRUCTURE

The programme has 6 stages from around 5 to 11 years old. Children are grouped on ability and provided with a detailed curriculum and updates through our "Mission Card System". In this way coaches, kids and parents know exactly what they are working on and how they are progressing. The parents receive a report card at the end of the term providing information on what the child can work on and where they will be next term.

MORE THAN JUST HITTING THE BALL

Through the EKT programme young players develop the skills necessary to play great tennis. More than just technical strokes and shapes. It includes development of tactical skills, key athletic skills, and the competitive skills to love playing the game. Within each stage the players must complete missions that relate to all these skill categories. We ensure that players are ready both physically and emotionally to love the challenges that come with being a real little court warrior.

IT'S NOT JUST FOR KIDS

I understand how important the parent is in every aspect of the child's development. I also know how challenging this can be at times. EKT is not just a kids tennis programme, it is a kids and parents programme and my team will provide all the tools and training to help get everyone moving in the same direction. I will run a Parent Seminar once per term which will provide education for parents which will cover understanding of the programs and pathways we operate, competition and support of maximising their child's potential in the sport.

EKT fully endorses and uses appropriately proportionate equipment as defined by the rules of tennis, the ITFTennis10s programme which is aligned with Tennis Hot Shots and major federation programmes around the world.

Tournaments

Tennis Northern this year have organised and ran

the 4 regional tournaments again. With an emphasis on providing a great customer experience, the tournament team have agreed to pilot a new format which will group players on ability which should provide more meaningful matches for all players. Sarah is now tournament manager for these regional tournaments.

Vicky and I organise a further 4 Grade 3 tournaments throughout the year. These events also provide Tennis Hot shot events including Red/orange and Green categories. Vicky and I also run additional tennis Hot Shot events as it is one of the components of evolution Kids Tennis program.

Coach Development

External

I currently run the Auckland JDC (Level 1 ITF), Community Play and Coach assistant courses for Tennis New Zealand. This is a great opportunity for Tennis Northern as we are developing a key partnership and strong relationships with Tennis New Zealand in developing and supporting coaches in the region. It also allows me to identify future leaders for the National programmes and recruit the best coaches to help with our delivery at the Albany Tennis Park.

I can also help clubs find coaches this way by giving recommendations from the courses. Building a relationship with these coaches early on also develops trust and respect which will create a unified approach going forward.

Internal

For the coaches in the Albany Tennis Park program I provide not only mentoring, but coach and curriculum development workshops and peer presentations.

The best way to learn something is to try to teach someone else ...

I help the coaches understand that the curriculum and principles that we have created are just like a car and a map. Granted these are both quality items but the ultimate success of the program will be determined by the coach who is the driver.

On a monthly basis the coaches of the team are asked to present back to the team. This creates a greater depth of understanding and ownership of the curriculum. This is not about cloning but owning!

ALBANY TENNIS PARK PARTNERS



NORTH HARBOUR
GYMNASTICS



GYMNASTICS COMMUNITY TRUST

ServiceLine
TENNIS PRO SHOP

Wilson.



CERAMIC PRO



TENNIS NORTHERN REGION INC.
CONSOLIDATED FINANCIAL STATEMENTS
for the Year Ended 30th June 2019

TENNIS NORTHERN REGION INC.

**CONSOLIDATED FINANCIAL STATEMENTS
FOR THE YEAR ENDED 30TH JUNE 2019**

CONTENTS	PAGE
Non-Financial Information	
BUSINESS PROFILE	1
STATEMENT OF SERVICE PERFORMANCE	2-3
Financial Information:	
CONSOLIDATED STATEMENT OF FINANCIAL PERFORMANCE	4
CONSOLIDATED STATEMENT OF MOVEMENTS IN EQUITY	5
CONSOLIDATED STATEMENT OF FINANCIAL POSITION	6
CONSOLIDATED STATEMENT OF CASH FLOWS	7
NOTES TO THE CONSOLIDATED FINANCIAL STATEMENTS	8-13
AUDITORS REPORT	14-15

TENNIS NORTHERN REGION INC BUSINESS PROFILE

NATURE OF BUSINESS

Services to Tennis

BUSINESS ADDRESS

361 Oteha Valley Road
Albany

POSTAL ADDRESS

P.O. Box 300141
Albany
Auckland 0752

AUDITOR

Crowe Horwath New Zealand Audit Partnership

Type of Entity

Tennis Northern Region Incorporated ("Tennis NR") is an incorporated society registered under the Incorporated Societies Act 1908.

Entity Structure

Tennis NR is one of six regions (alongside Auckland, Waikato-Bays, Central, Canterbury and Southern) affiliated to the sports national body, Tennis New Zealand. In 2008, Tennis Northland Inc. joined Tennis NR as a remaining Association. Based at the Albany Tennis Centre, Tennis NR comprises 25 directly affiliating tennis clubs and a further 18 Northland tennis clubs. Tennis NR is governed by the Tennis Northern Board, comprising 4 elected members and 4 appointed members.

Sources of Cash and Resources

Tennis NR primarily delivers tennis programs, competitions and tournaments for players and clubs located in the North Harbour to Northland region as well as operating indoor and outdoor tennis court facilities located at the Albany Tennis Park and Forrest Hill Tennis Centre.

Volunteers

Tennis NR relies on gifts of volunteer time and expertise to complete work in the essential roles of governance (Board and Committees).



**TENNIS NORTHERN REGION INC
STATEMENT OF SERVICE PERFORMANCE
FOR THE YEAR ENDED 30TH JUNE 2019**

Our Mission: To Lead and Strengthen Tennis for the Northern Region Communities.

Our Vision: More People Playing More Tennis More Often.

Outcome:

1) Organisational Excellence

Gain and retain recognition as a model of good regional sports organisation practise and serve as a resource for member clubs.

Output:

1) Year three of the Participation and Facilities Group (PFG), formerly called "Clubs, Community, Participation and Places" (CCPP) team (combined with Tennis Auckland).

Provide more opportunities for structured play.

More advocates and Deliverers for National Programmes.

More venues delivering National Programmes.

Implement Auckland Region Tennis Facility Strategy.

Outcome:

2) Participation Growth

Promote the development and growth of the game through attracting and retaining more players and those who support them.

Output:

2) Significant growth in the number of registered National Program venues.

	2019	2018
National Program Venues	22	16

Outcome:

3) Develop Capability

Enable all those involved in tennis (players, coaches, officials and volunteers, including umpires and tournament officials, as well as employed staff and Board members) to develop their capabilities and aspirations.

Output:

3) In partnership with Tennis New Zealand, New Zealand Tennis Umpires Association and numerous volunteers the successful delivery of 2018 Pascoes New Zealand Tennis Championships.



**TENNIS NORTHERN REGION INC
STATEMENT OF SERVICE PERFORMANCE
FOR THE YEAR ENDED 30TH JUNE 2019
(continued)**

Outcome:

4) Facilities and Infrastructure

Ensure the region has fit for purpose and financially sustainable facilities to support the organisation's Mission and Vision.

Output:

4) The continuation of a 0.5FTE Facilities Project Manager within the "Participation and Facilities Group" (formerly CCPP team.) Year three of the Regional Tennis Facilities Working Group (RFGW). Group consists of Auckland Council, Active Auckland, Tennis Auckland and Tennis Northern.

Outcome:

5) Stakeholder Engagement

Build effective relationships with all stakeholders.

Output:

5) Consistent engagement with internal stakeholders: Clubs, Tennis Northland, Tennis Auckland, Tennis New Zealand, and other regional tennis bodies.

Consistent engagement with external stakeholders: Harbour Sport, Active Auckland, Auckland Council, Upper Harbour Local Board, Funders, Sponsors, Massey University, AUT and other regional sports organisations.

Outcome:

6) Financial Sustainability

After considering alternative operating models, establish a sustainable business model, underpinned by stable income streams.

Output:	Increase	2019	2018
	\$	\$	\$
Increase in year end cash balance.	164,249	269,908	105,659
Increase in net coaching income.	33,302	166,325	133,023
Increase in court hire	34,757	188,057	153,300



TENNIS NORTHERN REGION INC
CONSOLIDATED STATEMENT OF FINANCIAL PERFORMANCE
FOR THE YEAR ENDED 30TH JUNE 2019

	Note	2019	2018
Income		\$	\$
Affiliation Fees	2	227,942	226,024
Coaching		329,156	283,746
Tournaments and Events		47,325	40,591
Court Hire		188,057	153,300
Grants and Donations Received	3	220,413	185,735
Rental and Room Hire		96,230	84,089
Sponsorship		72,210	60,500
		<u>1,181,333</u>	<u>1,033,985</u>
Other income			
Sundry income	4	66,626	54,096
Total income		<u>1,247,959</u>	<u>1,088,081</u>
Expenses			
Administration Expenses	5	(502,158)	(427,290)
Operating expenses - Albany Tennis Park		(224,062)	(242,297)
Operating expenses - Forrest Hill Tennis Centre		(51,916)	(52,231)
Coaching		(162,831)	(150,723)
Tournaments and Events		(61,238)	(45,934)
Interest expense	6	(13,291)	(22,236)
Total expenses		<u>(1,015,496)</u>	<u>(940,711)</u>
Operating Surplus/(deficit) before Depreciation		<u>232,463</u>	<u>147,370</u>
Depreciation	10	(240,055)	(256,275)
Net Surplus / (Deficit)		<u>(7,592)</u>	<u>(108,905)</u>

The above statement is to be read in conjunction with the accompanying notes and the Audit Report.



TENNIS NORTHERN REGION INC
CONSOLIDATED STATEMENT OF MOVEMENTS IN EQUITY
FOR THE YEAR ENDED 30TH JUNE 2019

	2019	2018
	\$	\$
Opening Accumulated Funds	2,711,850	2,820,755
Surplus/(deficit)		
Net surplus/(deficit) for the year	(7,592)	(108,905)
Closing Accumulated Funds	<u>2,704,258</u>	<u>2,711,850</u>

The above statement is to be read in conjunction with the accompanying notes and the Audit Report.



TENNIS NORTHERN REGION INC
CONSOLIDATED STATEMENT OF FINANCIAL POSITION
AS AT 30 JUNE 2019

	Note	2019 \$	2018 \$
Equity			
Accumulated Funds		2,704,258	2,711,850
Total equity		2,704,258	2,711,850
Assets			
Current assets			
Cash and cash equivalents	7	269,908	105,659
Trade and other receivables	8	58,914	25,777
Inventories	9	1,929	1,959
Total current assets		330,751	133,395
Non-current assets			
Property, plant and equipment	10	2,739,615	2,960,048
Total non-current assets		2,739,615	2,960,048
Total assets		3,070,366	3,093,443
Liabilities			
Current liabilities			
Trade and other payables	11	76,498	56,542
Income received in advance	12	95,610	40,184
Interest-bearing loans and borrowings	13	48,000	252,879
Total current liabilities		220,108	349,605
Non-current liabilities			
Interest-bearing loans and borrowings	13	146,000	31,988
Total non-current liabilities		146,000	31,988
Total liabilities		366,108	381,593
Net assets		2,704,258	2,711,850

For and on behalf of the Board

Chairman

Date:

Robyn Kiddle
 12th August 2019

Board Member

Date:

[Signature]
 12th August 2019

The above statement is to be read in conjunction with the accompanying notes and the Audit Report.



TENNIS NORTHERN REGION INC
CONSOLIDATED STATEMENT OF CASHFLOWS
FOR THE YEAR ENDED 30TH JUNE 2019

	2019	2018
	\$	\$
Cash flows from Operating Activities		
Cash was received from:		
Donations, Fundraising and other similar receipts	278,952	183,695
Fees, subscriptions and other receipts from members	303,407	300,029
Receipts from providing goods or services	762,028	693,453
Interest, dividends and other investment receipts	2,599	668
Cash was applied to:		
Payments to suppliers and employees	(1,076,711)	(1,023,880)
Net Cash Flows from Operating Activities	<u>270,275</u>	<u>153,965</u>
Cash flows from Investing and Financing Activities		
Cash was applied to:		
Payments to acquire property, plant and equipment	(19,623)	(2,000)
Repayments of loans borrowed from other parties	(90,867)	(62,335)
Net Cash flows from Investing / Financing Activities	<u>(110,490)</u>	<u>(64,335)</u>
GST Movements		
GST Inputs	(160,164)	(160,369)
GST Outputs	164,628	162,612
Net GST Movements	<u>4,464</u>	<u>2,243</u>
Net Increase / (Decrease) in cash	<u>164,249</u>	<u>91,873</u>
Opening Cash	<u>105,659</u>	<u>13,786</u>
Closing Cash	<u><u>269,908</u></u>	<u><u>105,659</u></u>
This is represented by:		
Bank Accounts and Cash	<u><u>269,908</u></u>	<u><u>105,659</u></u>



TENNIS NORTHERN REGION INC
NOTES TO THE CONSOLIDATED FINANCIAL STATEMENTS
FOR THE YEAR ENDED 30TH JUNE 2019

1. STATEMENT OF ACCOUNTING POLICIES

Reporting Entity

Tennis Northern Region Incorporated ("Tennis NR") is an incorporated society registered under the Incorporated Societies Act 1908.

The financial statements for the year ended 30 June 2019 comprise the consolidated financial statements of Tennis Northern Region Inc and its wholly owned subsidiary The Tennis Charitable Trust. The balance date of the Tennis Charitable Trust is 30th June and its principle activity is the management of tennis facilities used by Tennis NR.

The financial statements have been prepared on the basis of historical cost with the exception of certain items for which specific accounting policies are identified.

BASIS OF PREPARATION

Statement of Compliance

Tennis NR is required by its constitution to prepare general purpose financial statements. For the purpose of financial reporting Tennis NR is classified as a public benefit entity.

The society has elected to apply PBE SFR-A (NFP) Public Benefit Entity Simple Format Reporting - Accrual (Not-For-Profit) on the basis that it does not have public accountability and has total annual expenses of equal to or less than \$2,000,000. All transactions in the consolidated financial statements are reported using the accrual basis of accounting. The consolidated financial statements are prepared under the assumption that the society will continue to operate in the foreseeable future.

Basis of Measurement

The financial statements are prepared on the historical cost basis except for certain items for which specific accounting policies are identified.

Presentation Currency

The financial statements are presented in New Zealand dollars (\$).

Significant Accounting Policies

The accounting policies set out below have been applied consistently to all periods presented in these financial statements.

(a) INVENTORIES

Inventories are stated at the lower of cost, determined on a first in first out basis, and net realisable value. Inventories consist of tennis balls held for sale or use.

(b) PROPERTY, PLANT AND EQUIPMENT

Items of property, plant and equipment are stated at cost less accumulated depreciation and impairment losses. Initial cost includes the purchase consideration, or fair value in the case of a donated asset and those costs directly attributable to bringing the asset to the location and condition necessary for its intended use. These costs include, where appropriate, site preparation costs and installation costs. Costs cease to be capitalised when substantially all the activities necessary to bring the asset to the location and condition for its intended use are complete. All feasibility costs are expensed as incurred.



TENNIS NORTHERN REGION INC
NOTES TO THE CONSOLIDATED FINANCIAL STATEMENTS
FOR THE YEAR ENDED 30TH JUNE 2019

Significant Accounting Policies (continued)

(b) PROPERTY, PLANT AND EQUIPMENT (continued)

Subsequent expenditure relating to an item of property, plant or equipment is added to its gross carrying amount when such expenditure either increases the future economic benefits beyond its existing service potential or is necessarily incurred to enable future economic benefits to be obtained and if that expenditure would have been included in the initial cost of the item had it been incurred at that time.

Where an item of property, plant or equipment is disposed of, the gain or loss recognised in the Statement of Financial Performance is calculated as the difference between the net sale price and the carrying amount of the asset.

Depreciation is calculated on straight line and diminishing value basis so as to write off the net cost of each asset to its estimated residual value over its expected useful life. Depreciation is charged to the Statement of Financial Performance. The following estimated useful lives have been used:

Buildings and improvements	10-50 years
Land Development	50 years
Indoor and outdoor court areas and lighting	5-20 years
Plant and equipment	3-10 years
Furniture, fixtures and fittings	5-10 years

(c) RECEIVABLES

Receivables are stated at estimated realisable value. Bad debts are written off during the period in which they are identified.

(d) LIABILITIES

Liabilities are stated at the estimated amounts payable and include all obligations that can be reliably estimated. Current liabilities include the amounts payable within twelve months of these financial statements.

(e) GOODS & SERVICES TAX (GST)

With the exception of trade payables and receivables, all items are stated exclusive of GST.

(f) INCOME TAX

Tennis NR is wholly exempt from New Zealand income tax having fully complied with all statutory conditions for these exemptions.

(g) VOLUNTEER SERVICES AND OTHER DONATED GOODS AND SERVICES

The value of volunteer services and goods and services provided at a discount are not recognised. Donated services and other forms of assistance provided to Tennis Northern Region Incorporated are acknowledged elsewhere in the annual report.

(h) REVENUE

Affiliation fees

Club affiliation fees income is recognised as revenue in the year to which it relates.

TENNIS NORTHERN REGION INC
NOTES TO THE CONSOLIDATED FINANCIAL STATEMENTS
FOR THE YEAR ENDED 30TH JUNE 2019

Significant Accounting Policies (continued)

Grants and Sponsorships

Grants and sponsorships are recognised as revenue at the time of receipt unless there is an obligation to return funds if they are not applied in full to the activities specified. Where such an obligation exists, a liability is recognised and the revenue is recognised as and when the requirements under the agreement are met.

Coaching and Court Hire

Coaching fees and court hire fees are recognised as revenue as the service is provided by Tennis NR.

(i) LEASES

Operating lease payments

Payments made under operating leases are recognised in the Statement of Financial Performance on a straight-line basis over the term of the lease. Lease incentives received are recognised in the Statement of Financial Performance over the lease term as an integral part of the total lease expense.

(j) BANK ACCOUNTS AND CASH

Bank Accounts and Cash in the Statement of Cash Flows comprise cash balances and bank balances (including short term deposits) with original maturities of 90 days or less.

(k) INTEREST-BEARING LOANS AND BORROWINGS

Interest bearing loans and borrowings are recognised in the Statement of Financial Position at the amount due to the lender at balance date.

	2019	2018
	\$	\$
2. AFFILIATION FEES		
Club Fee	302,644	300,726
Less: Paid to Tennis New Zealand	(74,702)	(74,702)
	<u>227,942</u>	<u>226,024</u>

3. GRANTS AND DONATIONS RECEIVED

	\$	\$
<i>Operating expenditure grants</i>		
Auckland Council	50,000	47,000
Blue Sky Foundation	1,000	-
Grassroots	50,000	56,500
Lion Foundation	20,000	20,000
World Masters Games - ATEED	15,000	-
NZ Community Trust	25,674	37,040
Harbour Sport - Kiwi Sport	17,452	14,995
Pub Charity	-	10,200
Auckland Council - Facilities Project	38,287	-
	<u>217,413</u>	<u>185,735</u>
<i>Capital expenditure grants</i>		
North Shore Ladies Day Tennis Association	1,500	-
Tennis Seniors North Harbour	1,500	-
	<u>3,000</u>	<u>-</u>
	<u>220,413</u>	<u>185,735</u>

TENNIS NORTHERN REGION INC
NOTES TO THE CONSOLIDATED FINANCIAL STATEMENTS
FOR THE YEAR ENDED 30TH JUNE 2019

	2019	2018
	\$	\$
4. SUNDRY INCOME		
Interest received	2,599	668
Sundry income	64,027	53,428
	<u>66,626</u>	<u>54,096</u>

	\$	\$
5. ADMINISTRATION EXPENSES		
Audit fees	13,125	10,971
Operating lease payments	13,023	13,023
Other expenses	118,544	73,617
Legal Fees	7,895	3,644
Salaries and wages	349,571	326,035
	<u>502,158</u>	<u>427,290</u>

	\$	\$
6. INTEREST EXPENSE		
Hunter Premium Finance - Insurance Instalments	3,622	3,128
Overdraft	-	27
ASB TCT Term Loan	3,669	6,880
ASB TNR Term Loan	-	201
Tennis New Zealand	6,000	12,000
	<u>13,291</u>	<u>22,236</u>

	\$	\$
7. CASH AND CASH EQUIVALENTS		
ASB TCT Cheque Account	283	10
ASB TCT Business Saver Account	49,228	5
ASB TNR Current Account	25,665	23,475
ASB TNR Savings Plus Account	173,880	61,586
ASB TNR Business Saver Account	20,668	20,108
Petty Cash	184	475
	<u>269,908</u>	<u>105,659</u>

	\$	\$
8. TRADE AND OTHER RECEIVABLES		
Trade receivables	58,914	19,267
Other receivables and prepayments	-	6,510
	<u>58,914</u>	<u>25,777</u>

	\$	\$
9. INVENTORIES		
Ball inventory	1,929	1,959
	<u>1,929</u>	<u>1,959</u>

TENNIS NORTHERN REGION INC
NOTES TO THE CONSOLIDATED FINANCIAL STATEMENTS
FOR THE YEAR ENDED 30TH JUNE 2019

10. PROPERTY, PLANT AND EQUIPMENT

	Cost	Current period depreciation	Accumulated depreciation	Carrying value
30 JUNE 2019	\$	\$	\$	\$
Land development	554,750	11,095	199,710	355,040
Buildings and improvements	3,716,488	88,321	1,600,858	2,115,630
Court areas and outdoor lighting	3,132,730	132,010	2,912,588	220,142
Plant and equipment	162,457	5,687	126,657	35,800
Furniture and fittings	124,160	2,942	111,158	13,002
	7,690,585	240,055	4,950,970	2,739,615

	Cost	Current period depreciation	Accumulated depreciation	Carrying value
30 JUNE 2018	\$	\$	\$	\$
Land development	554,750	11,095	188,615	366,135
Buildings and improvements	3,716,488	87,966	1,512,537	2,203,951
Court areas and outdoor lighting	3,131,193	148,300	2,780,578	350,615
Plant and equipment	147,311	6,168	120,969	26,342
Furniture and fittings	121,220	2,746	108,216	13,004
	7,670,962	256,275	4,710,914	2,960,048

	2019	2018
11. <u>TRADE AND OTHER PAYABLES</u>	\$	\$
Trade payables	38,547	35,051
Other trade payables	21,321	10,516
Leave pay provision	16,630	10,975
	76,498	56,542

12. <u>GRANTS AND INCOME RECEIVED IN ADVANCE</u>	\$	\$
Academy fees	2,722	2,049
After school fees	13,188	6,719
Ladies league	1,330	11,882
Camps fees	3,502	3,652
Adult coaching fees	809	917
Court Hire	9,545	6,469
Entry Fees	5,976	5,496
NZ Community Trust	9,325	-
Auckland Council - Facilities Project	49,213	-
Rent Income	-	3,000
	95,610	40,184

TENNIS NORTHERN REGION INC
NOTES TO THE CONSOLIDATED FINANCIAL STATEMENTS
FOR THE YEAR ENDED 30TH JUNE 2019

	2019	2018
	\$	\$
13. <u>INTEREST-BEARING LOANS AND BORROWINGS</u>		
Non-current		
ASB Term Loan - Tennis Charitable Trust	-	84,867
Tennis New Zealand - Tennis Charitable Trust	194,000	200,000
	<u>194,000</u>	<u>284,867</u>
Less: Current portion	(48,000)	(252,879)
	<u>146,000</u>	<u>31,989</u>

The ASB Bank loan to the Tennis Charitable Trust was paid in full during the year.

The loan from Tennis New Zealand was interest only at a rate of 6% until the 31st December 2018.

On the 1st January 2019 the loan became interest free and The Tennis Charitable Trust began making payments of \$1000 a month against the principal loan balance. Effective from 1 July 2019, The Tennis Charitable Trust began making payments of \$4,000 a month against the principal loan balance.

	2019	2018
	\$	\$
14. <u>OPERATING LEASES</u>		
Leases as lessee		
Non-cancellable operating lease rentals are payable as follows:		
Less than one year	8,682	13,023
Between one and five years	-	8,682
	<u>8,682</u>	<u>21,705</u>

The TCT leases land situated at 361 Oteha Valley Road, Albany from Auckland Council at \$1 per year.

15. CAPITAL COMMITMENTS

There were no capital commitments as at 30 June 2019 (2018: nil).

16. CONTINGENCIES

There were no contingent liabilities as at 30 June 2019 (2018: nil).

17. SUBSEQUENT EVENTS

There were no significant events subsequent to balance date which would have a material effect on the financial statements.

18. CHANGES IN ACCOUNTING POLICIES

There have been no changes in accounting policies during the financial year (2018: nil)

19. RELATED PARTY TRANSACTIONS

Tennis Northern Region Inc was charged \$100,883 (2018: \$68,065) for the rental of the facilities by The Tennis Charitable Trust for the year ended 30th June 2019.

Tennis Northern Region Inc was owed \$511,778 (2018: \$509,520) by The Tennis Charitable Trust at 30th June 2019.



INDEPENDENT AUDITOR'S REPORT**To the Board of Tennis Northern Region Inc.****Opinion**

We have audited the consolidated performance report of Tennis Northern Region Inc. (the Society) and its subsidiary (the Group) on pages 1 to 13 which comprises the business profile, the statement of service performance, the consolidated statement of financial performance, the consolidated statement of movements in equity and consolidated statement of cash flows for the year ended 30 June 2019, the consolidated statement of financial position as at 30 June 2019 and the statement of accounting policies and other explanatory information.

In our opinion:

- a) the reported outcomes and outputs, and quantification of the outputs to the extent practicable, in the statement of service performance are suitable; and
- b) the consolidated performance report on pages 1 to 13 presents fairly, in all material respects,:
 - the business profile for the year then ended;
 - the service performance for the year then ended; and
 - the consolidated financial position of the Group as at 30 June 2019 and its consolidated financial performance, consolidated movements in equity and consolidated cash flows for the year then ended

in accordance with Public Benefit Entity Simple Format Reporting – Accrual (Not-For-Profit).

Basis for Opinion

We conducted our audit of the consolidated statement of financial performance, consolidated statement of financial position, consolidated statement of movements in equity, consolidated statement of cash flows, statement of accounting policies and notes to the consolidated performance report in accordance with International Standards on Auditing (New Zealand) (ISAs (NZ)), and of the business profile and statement of service performance in accordance with the International Standard on Assurance Engagements (New Zealand) ISAE (NZ) 3000. Our responsibilities under these standards are further described in the *Auditor's Responsibilities for the Audit of the Consolidated Performance Report* section of our report.

We are independent of the Society in accordance with Professional and Ethical Standard 1 (Revised) *Code of Ethics for Assurance Practitioners* issued by the New Zealand Auditing and Assurance Standards Board, and we have fulfilled our other ethical responsibilities in accordance with these requirements. We believe that the audit evidence we have obtained is sufficient and appropriate to provide a basis for our opinion.

Other than in our capacity as auditor we have no relationship with, or interests in, the Group.

Responsibilities of the Board for the Consolidated Performance Report

The Board are responsible on behalf of the Society for:

- (a) Identifying outcomes and outputs, and quantifying the outputs to the extent practicable, that are relevant, reliable, comparable and understandable, to report in the statement of service performance;
- (b) The preparation and fair presentation of the consolidated performance report, which comprises:
 - the business profile;
 - the statement of service performance; and
 - the consolidated statement of financial performance, consolidated statement of financial

position, consolidated statement of movements in equity, consolidated statement of cash flows, statement of accounting policies and notes to the consolidated performance report

in accordance with Public Benefit Entity Simple Format Reporting – Accrual (Not-For-Profit) issued in New Zealand by the New Zealand Accounting Standards Board; and

- (c) For such internal control as the Board determine is necessary to enable the preparation of the consolidated performance report that is free from material misstatement, whether due to fraud or error.

In preparing the consolidated performance report, the Board are responsible for assessing the Society's ability to continue as a going concern, disclosing, as applicable, matters related to going concern and using the going concern basis of accounting unless the Board either intend to liquidate the Society or to cease operations, or have no realistic alternative but to do so.

Auditor's Responsibilities for the Audit of the Consolidated Performance Report

Our objectives are to obtain reasonable assurance about whether the consolidated performance report as a whole is free from material misstatement, whether due to fraud or error, and to issue an auditor's report that includes our opinion. Reasonable assurance is a high level of assurance, but is not a guarantee that an audit conducted in accordance with ISAs (NZ) and ISAE (NZ) 3000 will always detect a material misstatement when it exists. Misstatements can arise from fraud or error and are considered material if, individually or in the aggregate, they could reasonably be expected to influence the decisions of users taken on the basis of this consolidated performance report.

As part of an audit in accordance with ISAs (NZ) and ISAE (NZ) 3000, we exercise professional judgement and maintain professional scepticism throughout the audit. We also:

- Identify and assess the risks of material misstatement of the consolidated performance report, whether due to fraud or error, design and perform audit procedures responsive to those risks, and obtain audit evidence that is sufficient and appropriate to provide a basis for our opinion, including performing procedures to obtain evidence about and evaluating whether the reported outcomes and outputs and quantification of the outputs to the extent practicable, are relevant, reliable, comparable and understandable. The risk of not detecting a material misstatement resulting from fraud is higher than for one resulting from error, as fraud may involve collusion, forgery, intentional omissions, misrepresentations, or the override of internal control.
- Obtain an understanding of internal control relevant to the audit in order to design audit procedures that are appropriate in the circumstances, but not for the purpose of expressing an opinion on the effectiveness of the Society's internal control.
- Evaluate the appropriateness of accounting policies used and the reasonableness of accounting estimates and related disclosures made by management.
- Conclude on the appropriateness of the use of the going concern basis of accounting by the Board and, based on the audit evidence obtained, whether a material uncertainty exists related to events or conditions that may cast significant doubt on the Society's ability to continue as a going concern. If we conclude that a material uncertainty exists, we are required to draw attention in our auditor's report to the related disclosures in the consolidated performance report or, if such disclosures are inadequate, to modify our opinion. Our conclusions are based on the audit evidence obtained up to the date of our auditor's report. However, future events or conditions may cause the Society to cease to continue as a going concern.
- Evaluate the overall presentation, structure and content of the consolidated performance report, including the disclosures, and whether the consolidated performance report represent the underlying transactions and events in a manner that achieves fair presentation.

We communicate with the Board regarding, among other matters, the planned scope and timing of the audit and significant audit findings, including any significant deficiencies in internal control that we identify during our audit.

